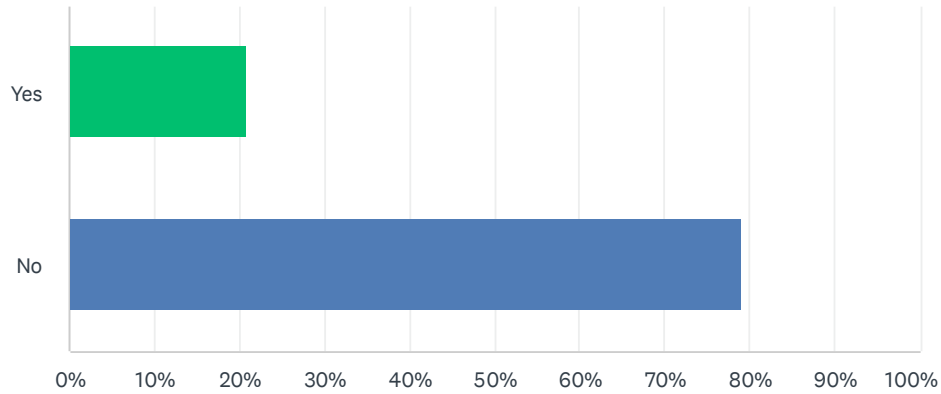


# Q1 Are you satisfied that the EPA's Covid risk assessment and Covid Safety Plan adequately protects you from exposure to Covid in the workplace

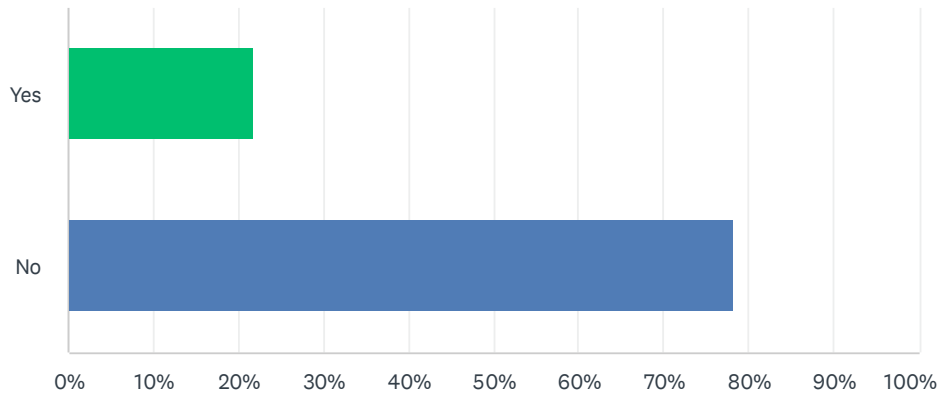
Answered: 101 Skipped: 0



| ANSWER CHOICES | RESPONSES |     |
|----------------|-----------|-----|
| Yes            | 20.79%    | 21  |
| No             | 79.21%    | 80  |
| TOTAL          |           | 101 |

## Q2 Do you feel the EPA is taking your concerns regarding Covid exposure risk in the office setting seriously?

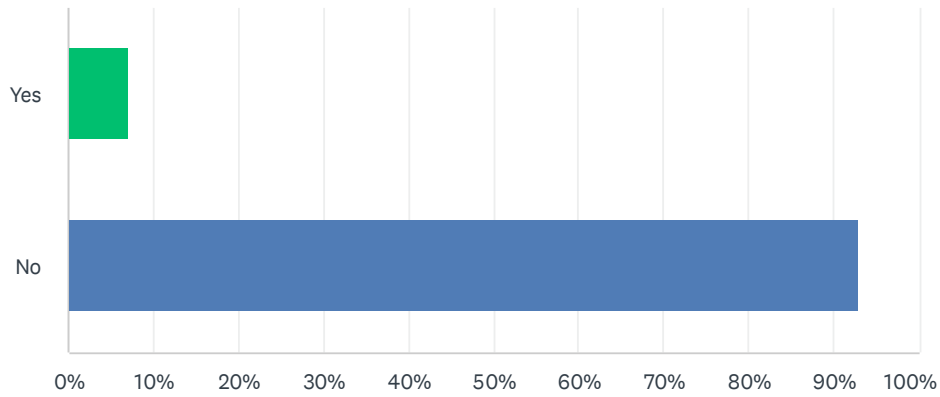
Answered: 101 Skipped: 0



| ANSWER CHOICES | RESPONSES |     |
|----------------|-----------|-----|
| Yes            | 21.78%    | 22  |
| No             | 78.22%    | 79  |
| TOTAL          |           | 101 |

### Q3 Are you satisfied that mandatory attendance at the workplace 3 days per week is appropriate at this time

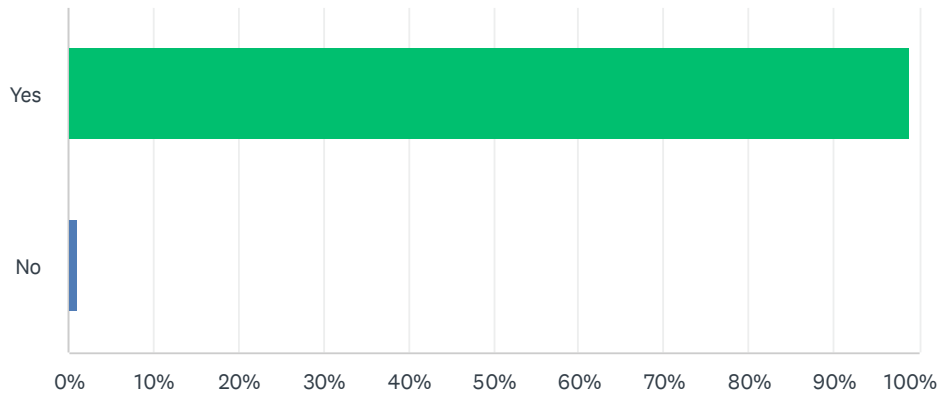
Answered: 101 Skipped: 0



| ANSWER CHOICES | RESPONSES |     |
|----------------|-----------|-----|
| Yes            | 6.93%     | 7   |
| No             | 93.07%    | 94  |
| TOTAL          |           | 101 |

### Q4 Are you confident that you can perform your role remotely (WFH) and maintain expected productivity levels

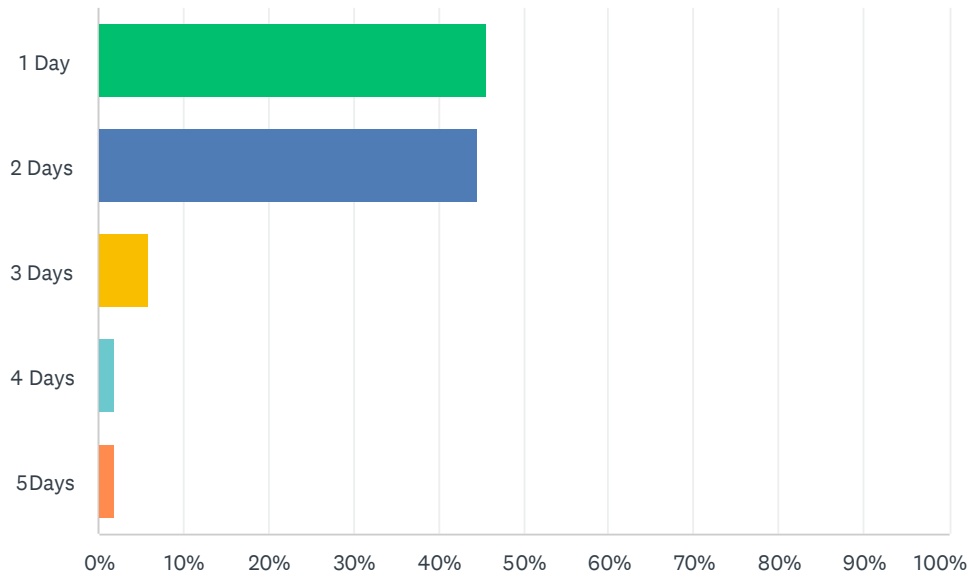
Answered: 100 Skipped: 1



| ANSWER CHOICES | RESPONSES |     |
|----------------|-----------|-----|
| Yes            | 99.00%    | 99  |
| No             | 1.00%     | 1   |
| TOTAL          |           | 100 |

## Q5 If given the choice, how many days would you prefer to return to work per week?

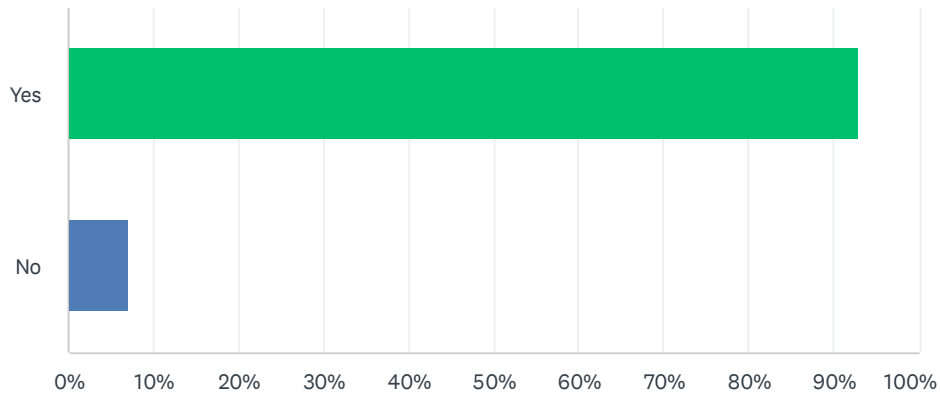
Answered: 101 Skipped: 0



| ANSWER CHOICES | RESPONSES |     |
|----------------|-----------|-----|
| 1 Day          | 45.54%    | 46  |
| 2 Days         | 44.55%    | 45  |
| 3 Days         | 5.94%     | 6   |
| 4 Days         | 1.98%     | 2   |
| 5Days          | 1.98%     | 2   |
| TOTAL          |           | 101 |

## Q6 Do you think the DPE's more flexible transition to the workplace" practice would be safer?

Answered: 99 Skipped: 2



| ANSWER CHOICES | RESPONSES |    |
|----------------|-----------|----|
| Yes            | 92.93%    | 92 |
| No             | 7.07%     | 7  |
| TOTAL          |           | 99 |